



# Escambia County Public Schools

ELA Web page: <http://ecsd-fl.schoolloop.com/elaelementary>

May  
2022-23

## Summer Trainings

\$20/hour stipends provided

[See this document for more!](#)

### Writing Training

June 6—Performance Tasks for Gr 2-5  
8-3 at Spencer Bibbs, #46113

June 7—Effective Introductions, Conclusions,  
and Elaboration for Gr 2-5  
8-3 at Spencer Bibbs, #46114

July 28—Writing Mini-Conference  
8-12 at Spencer Bibbs #46269

### June 14 Thinking Maps

8-3 at Spencer Bibbs register here:

<https://forms.gle/MtsLec7eBteKeNCW9>

July 14 **Raise the Bar!** 8-12 #46028

### Interventions

[See this document for TalentEd #](#)

Tuesday, July 25 at Spencer Bibbs

Sounds Sensible (Gr K-1) 8-11

Phonics Chip Kits Basic (Gr 1-3) 8-11

Phonics Lesson Library (Gr 1-2) 12-3

Read Naturally (Gr 2-5) 12-3

Multi-syllabic Word Routine (Gr 3-5) 9-11

Sonday System (Gr 2-5) 8-3

Monday, July 31 at Spencer Bibbs

Letter Names/Letter Sounds (K-1) 8-9

Tyner Small Group Routines (K-2) 9:30-11

Word Study Studio (K-5) 12-2

**NEW!**

## Small Group Reading Training for Teacher Assistants

ESP Regular Rate of Pay

June 8 at Spencer Bibbs from 9-12 or

August 1 at Spencer Bibbs from 9-12

Register on this form:

<https://bit.ly/TAREADS>

## Getting Ready for FAST Writing

by Cheryl Massey

When Jim Allen Elementary was selected as a field test site for the state writing test, we knew that we would have to prepare our 4th graders for writing as we usually do, but we had the added pressure of preparing them to type their essays. Yes, you heard correctly: 9-year-olds need to not only read multiple sources and plan, but also type and revise an essay worthy of being scored.

We found typing websites for them to practice keyboarding (these sites were usually assigned for morning work). We found every opportunity for our students to type. We had them type science vocabulary on Jamboard slides. We had them type book reviews, "I Am Poetry," SWBSTF, and so much more. Honestly, I noticed that my students were more engaged when they were given the chance to type.

We also noticed that many students didn't know basic paragraph typing skills. So, as we modeled how to write Argumentative or Expository essays, we demonstrated how to use the tab key for indenting, the spacebar to put space between words. Many students did not realize that after you finished a sentence and put a period, that you needed to hit the spacebar before starting the next sentence. Gradually, over the course of the year, we felt that our students were as ready as could be.

As soon as it became available, we had students go to the FAST website and do practice essays. We wanted them to feel comfortable with the location of the prompt, the sources, highlighting tools, and all the other tools available. The test is 120 minutes, so we exposed them to that as well. On the test day, students logged in to read the prompt and sources and were given a separate planning page. When they were ready, they just started typing as if they knew exactly what they were doing!

## ELA Team

K-12 Specialist:  
Melissa (Lisa) Marsh

Teachers on Special  
Assignment:  
Alison Brantley  
Jodie Landry-Hoke  
Kim Gunn

Literacy Coach:  
Tonya DeLorm

Tutoring Project TSA:  
Pam Strubhar

Educational Support:



## Teachers,

Please enter on the FOCUS Reading Tab for each student receiving intervention the last lesson or skill completed at the end of each quarter! Thank you!

## 3rd Grade Assessment Review Committee

June 20 and 21

8 a.m. to 3 p.m.

Spencer Bibbs

\$20/hour stipend paid


Sign up here:

<https://bit.ly/3IWtSS5>

## Escambia Literacy Association Survey Please!

<https://bit.ly/3ZoYw4Z>






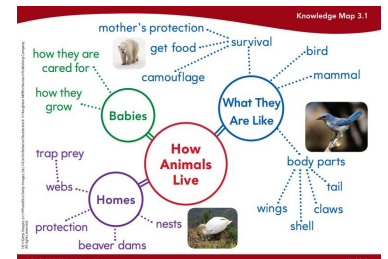

**W**ow! Our second year with the “new” curriculum is coming to an end. Before you close that closet door for a well-deserved summer break, here are some things to consider for next year’s start-up . . .

- Organize HMH materials together for easy access at the beginning of next year. Remember there are instructional cards for K-2nd grades: picture cards, HFW cards, vocabulary cards. All grades have the Tabletop Toolkit and the English Language Development Tabletop Toolkit. K-2 should have at least one set of six Start Right Readers for each module. K and 1 have Big Books. Grades 2-5 have a set of read aloud titles and Writer’s workshop titles. Don’t forget the Teacher editions, Writer’s Workshop manual, and Teaching Pals!

- If you are changing grade levels and want to know what HMH materials you should have, check out this [Google Slide show](#). Also, you might like to attend one of our 90 minute block sessions on July 26. See other side for registration information.
- Consider copying resources like the Start Right Readers (K-2) from the copy shop (sralph@ecsdfl.us). Schools must provide paper.
- Visualize the space in your room. HMH has many tools for teachers to display to enhance their Tier 1 instruction as well as provide supports and scaffolds for students throughout the year.



- **HMH spelling sound cards (K-2)** - Use these explicitly during instruction. They should be displayed to provide a scaffold for students in decoding and encoding (spelling).
- **Vocabulary cards (K-2); available on Ed (3-5)** - these provide images to support word meaning and students can refer to them throughout the module (and year).
- **Anchor charts (K-5)**- Students learn about routines, key concepts, and benchmarks and can refer to them throughout the year for support. We know that anchor charts are available on ED and in the tabletop mini lessons, but it may be beneficial to have enlarged chart paper anchor charts posted in the room so that students can access them throughout the module/year.
- **Knowledge maps (K-5)**- Building knowledge is a key element of our standards. Display these maps to help students make connections between ideas and texts.



**Looking forward to 2023-2024!**

- Check the Escambia Module addendums and frameworks. We continue to revise them as HMH makes updates in ED; i.e., instructional routines, Daily Show and Teach slides with Heart word routines, etc.).
- Look for the updated pacing guide/ calendar for your grade level on the Module Addendums/Frameworks.
- Make a plan for a strong start! Go ahead and begin with the curriculum from day one. HMH has great classroom routines. Teaching and reinforcing classroom routines/procedures while using the curriculum from day one will allow students to learn expectations, make smooth transitions, and will thus maximize instructional time. Module 1 may take a bit longer, but it is good to “Go Slow to Go Fast!”



We’d love your feedback via this survey so we can better meet your needs next year.

<https://bit.ly/3LDTEV5>